

# Belcar Skylimit Sprint Cup

Voorjaarsraces 17 – 19 April  
Zandvoort

[racebanden.nl](http://racebanden.nl)

**MAX**  
RACING EVENTS



**KRISMAR**  
MOTORHOMES

# onGRID

## NOTICEBOARD

Official documents

## LIVE NEWS

General messages and updates



OFFICIAL NOTICEBOARD VOORJAARSRACES 2026



# R1 VOORJAARSRACES

## Circuit Zandvoort

Length: 4.259 meter

Direction: Clockwise

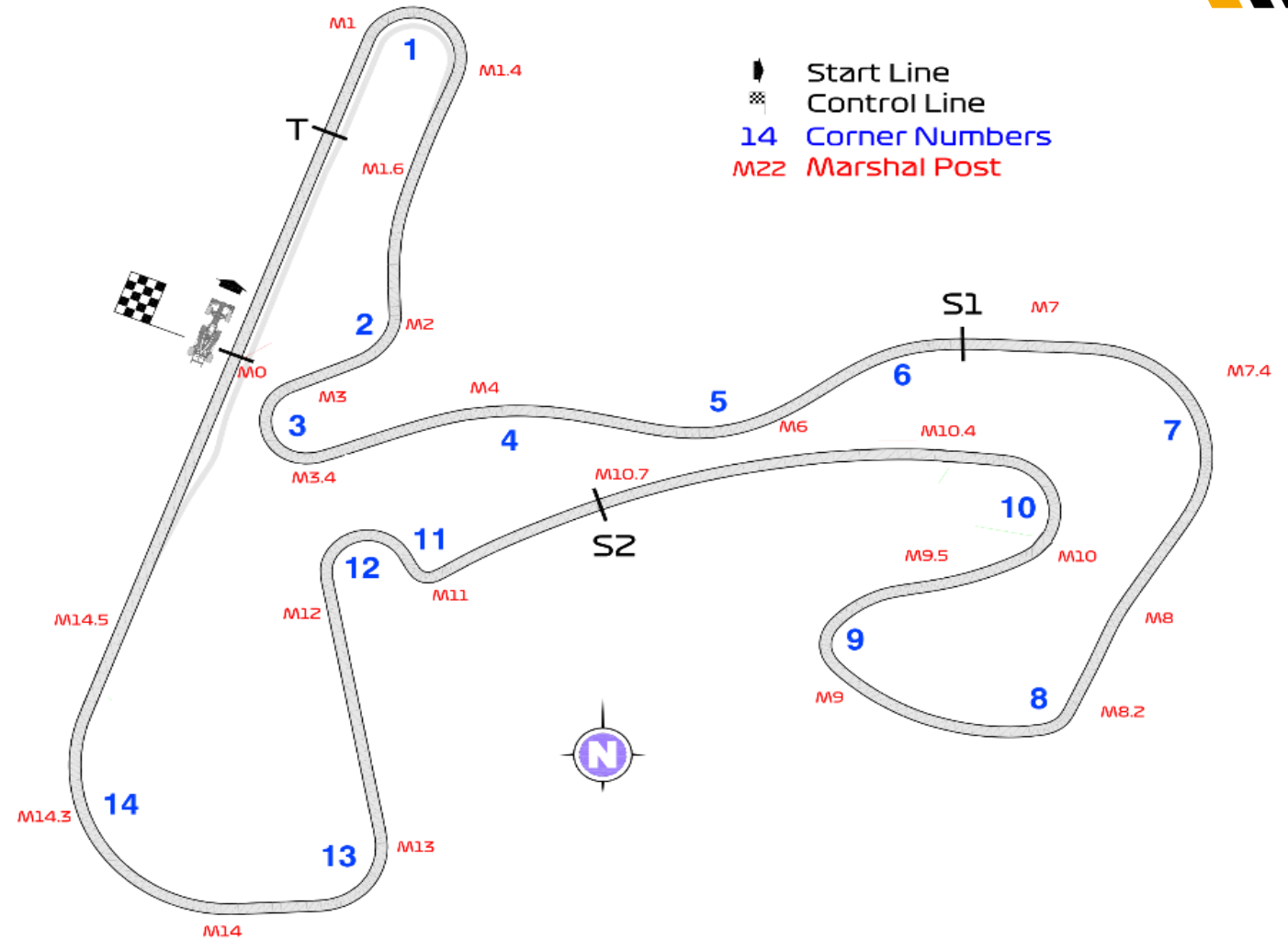
Start: Rolling start

Pole Position: Right Side

Practice Starts: Pit Exit,  
Right side after Pit Light

Penalty Area: Pit Entry,  
Underneath Racecontrol  
Tower

Pitlane speed: 50 KPH



# TIMETABLE



## SATURDAY 18 APRIL 2026

|                   |               |
|-------------------|---------------|
| DRIVERS BRIEFING: | 08h00         |
| QUALIFYING 1:     | 09h00 – 09h30 |
| QUALIFYING 2:     | 11h05 – 11h35 |
| RACE 1:           | 15h15 – 15h45 |

## SUNDAY 19 APRIL 2026

|         |               |
|---------|---------------|
| RACE 2: | 11h25 – 11h55 |
|---------|---------------|

# TIMETABLE

**Cars and  
drivers ready  
15 minutes  
before each  
session**



**SATURDAY 18 APRIL 2026**

**QUALIFYING 1:** 08h50 Trolleys into pitlane by Box 0  
08h55 Cars into pitlane at MP13

**QUALIFYING 2:** 11h02 Trolleys into pitlane by Box 0  
11h02 Cars into pitlane at MP13

**RACE 1:** 14h55 Trolleys into pitlane by Box 0  
15h01 Cars to the grid at MP13  
15h06 5 min board  
15h08 3 min board (cars on their wheels)  
15h10 1 min board (engines on)  
15h10:30 30 sec board  
15h11 Green flag, start formation lap  
15h15 Start of the race

# TIMETABLE

**Cars and  
drivers ready  
15 minutes  
before each  
session**



**SUNDAY 19 APRIL 2026**

**RACE 2:**

**11h08 Trolleys into pitlane by Box 0  
11h11 Cars to the grid at MP13  
11h16 5 min board  
11h18 3 min board (cars on their wheels)  
11h20 1 min board (engines on)  
11h20:30 30 sec board  
11h21 Green flag, start formation lap  
11h25 Start of the race**


# LOGISTICS Qualifying

- All Cars go to the Assembly Area @MP13.
- All Cars go on track and directly into the Pit Lane.
- Line up in the Fast Lane.
- Green Light = Start Session



# LOGISTICS RACES


- Cars from the Assembly Area @MP13 direct to the grid.
- Quick countdown
- Engine running @ 1 minute signal
- Green Flag





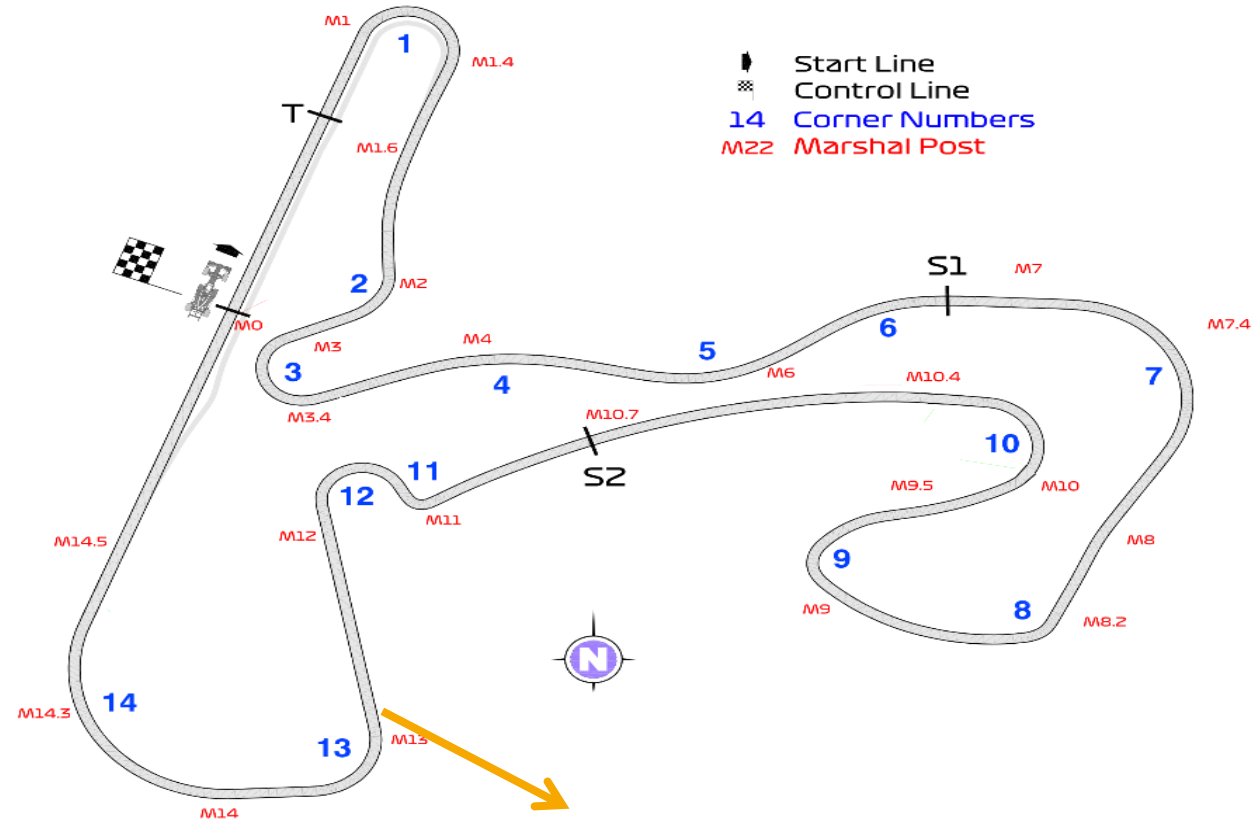
# STARTING PROCEDURE

- @MP12 the Leading Car is slowing down so the formation can start.
- Leading car will come into the Pit Lane, Leaders maintain their speed.
- Lights off = Starts Race
- After Chequered Flag cars will go off track @MP13 and go into Parc Farme @ their own Awnings.



# Situation @MP13

After all  
Sessions Cars  
leave the Track  
@MP13



# PARC FERMÉ



After each session there will be Parc Fermé  
@ the Team Awnings

# CONTROL LINE – SIGNAL AREA



FINISH  
CONTROL LINE

SIGNALLING  
AREA

# INFO PANEL



Can also be used



# PENALTY BOX



- Technical Flag (Meatball)



- Black Flag

# PIT IN



# PIT LANE





# PIT OUT



# WHITE LINE PIT EXIT



# Run off T1





# Run off T8



# Run off T11



# YELLOW FLAGS



## YELLOW FLAG

- Reduce your Speed
- Do not overtake
- Do not drive next to each other in an yellow flag situation
- Signal of Danger

## DOUBLE YELLOW

- Reduce significant your Speed
- Be prepared to change line or to stop
- During Free Practice and Qualifying, it must be evident that a driver has not attempt to set a meaningful lap tim; this means the driver should abandon the lap

# RED FLAG



- Reduce your Speed. Be prepared to stop
- Do not overtake
- Follow marshals instructions

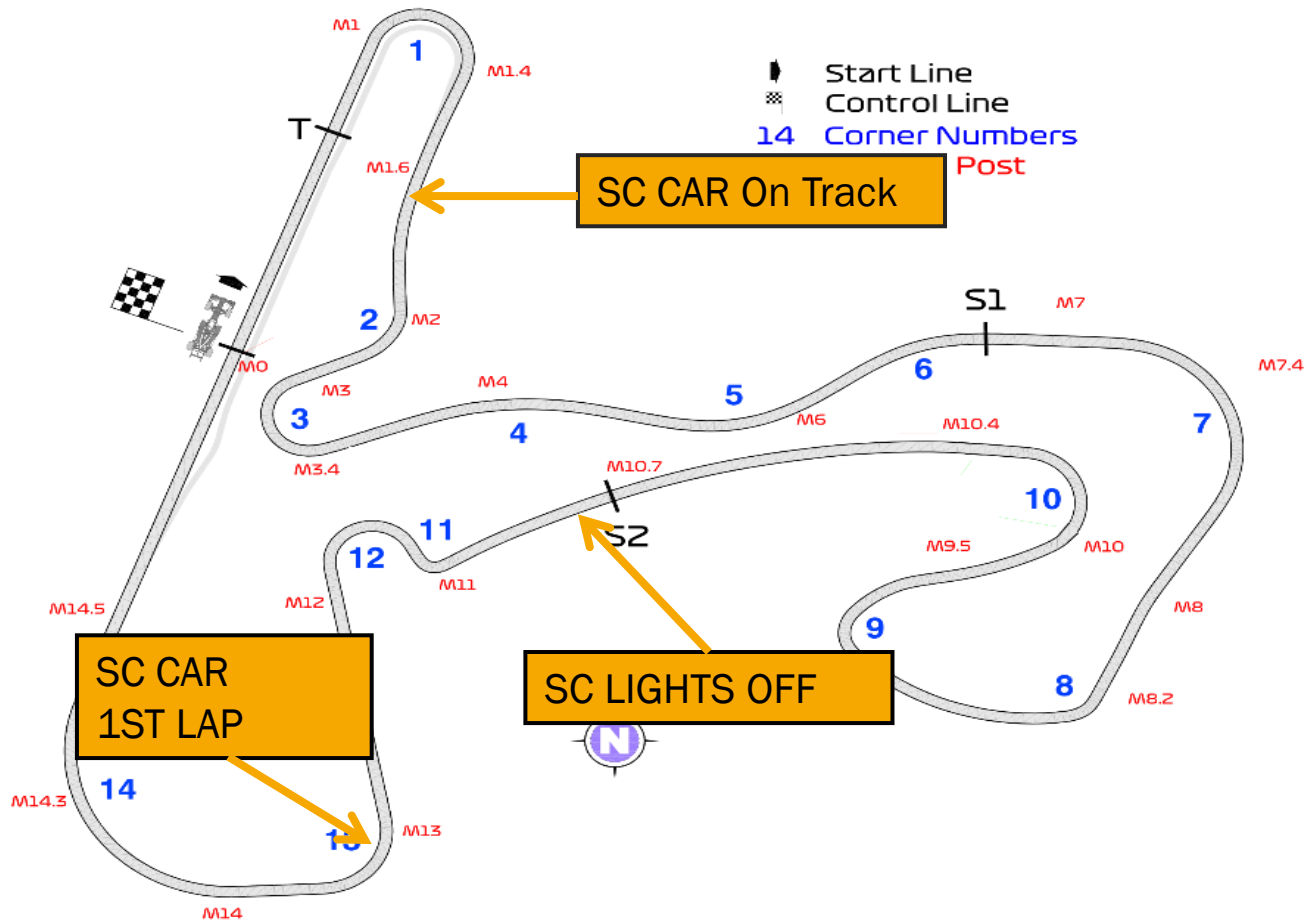

## QUALIFYING

- Stop in **the working lane** by your team

## RACE

- Stop in **the Fast lane** in one line.
- Restart when possible behind the Safety Car

# SAFETY CAR



**SAFETY CAR PROCEDURE**  
YELLOW FLAGS + BOARDS "SC"  
NO OVERTAKING  
CARS MUST FOLLOW THE SAFETY CAR AT ALL TIMES

**SAFETY CAR ENDING**  
RESTART FROM THE CONTROL LINE  
1 SINGLE WAVED GREEN FLAG AT THE LINE  
OVERTAKING ALLOWED AFTER THE CONTROL LINE




# FULL COURSE YELLOW



- Release the Throttle to 60 kph
- Don't brake on a straight
- No overtaking
- Full Track green: Allowed to start race immediately



# PIT ENTRY SIGNALS



## PITLANE CLOSED

- Not allowed to come into pitlane
- During Red flag → stop before control line

## MANDATORY TO USE PITLANE



# USE RUN-OFF



- Mandatory to use the RUN-OFF area
- Following Marshals instructions



# STOPPING ON TRACK



- An orange amco means an opening
- Safe spot to park our car by technical issues



# WET CONDITIONS




- When the signal WET TRACK/WET RACE is given → Rain light is mandatory
- Only when race director gives WET TRACK/WET RACE, it allowed to use rain tyres
- On Track Poncho ect. are not allowed over your racesuit.

## START BEHIND THE SAFETY CAR

- If necessary we can decide to start behind Safety Care before a races
  - At 3 minute signal Safety car will stay on position and turn on his lights
  - No formation laps – at least 2 laps behind saftey car

# TRACKLIMITS

In accordance with the rules of the FIA International Sporting Code – Appendix L, the white lines define the track edges



# QUESTIONS



Have a  
nice  
weekend

